



SPARE PARTS BOOKLET


CONTENTS

1. Basic ordering requirements.
2. Sample type order.
3. List of item numbers and description of item.
4. Drawing showing item numbers.

ECA
SINGLE END TENONING
MACHINE

SPARE PARTS

Should spare parts be required due to breakage or wear full particulars including the machine and test number must be given. This information is on the nameplate attached to the machine and will be similar to the picture below.



Please see the next page for sample detail of how to order spare parts.

SAMPLE TYPE ORDER

MACHINE: ECA

MACHINE NO: 1407

TEST NO: 68975

PARTS REQUIRED

- 1 - EC250/EC8 FENCE
- 1 - EC250/EC32 SLIDE FOR TOP TENON
- 1 - EC250/EC70 GEAR
- 1 - EC250/EC126 SPRING FOR CRAMP PLATE
- 1 - EC250/EC215 SPACING COLLAR

ECA SPARE PARTS LIST

EC250/EC1/A	BASE
EC250/EC3	L.H. TABLE WAY
EC250/EC4	R.H. TABLE WAY
EC250/EC5	L.H. TABLE
EC250/EC6	R.H. TABLE
EC250/EC7	SLIDING TABLE
EC250/EC8	FENCE
EC250/EC9	COVER FOR BASE (CONTACTOR)
EC250/EC10	SLIDE FOR CUT OFF SAW
EC250/EC11	FRONT END COVER FOR TENON HEAD
EC250/EC12	PILLAR
EC250/EC20	BRIDGE FOR DUPLEX ELECTRIC CLAMP
EC250/EC21	ECCENTRIC FOR DUPLEX ELECTRIC CLAMP
EC250/EC22	ADJ. CLAMP
EC250/EC23	CLAMP HANDLE
EC250/EC32	SLIDE FOR TOP TENON
EC250/EC33	SLIDE FOR BOTTOM TENON
EC250/EC38/A	GEAR BRACKET
EC250/EC49	TOP TENON SPINDLE
EC250/EC50	BOTTOM TENON SPINDLE
EC250/EC55	BEARING HOUSING
EC250/EC56	BEARING HOUSING
EC250/EC57	STATOR FRAME
EC250/EC70	GEAR
EC250/EC72	IDLER GEAR SHAFT
EC250/EC73	OPERATING LEVER
EC250/EC74	VERT. ADJ. SCREW (TOP TENON)
EC250/EC75	VERT. ADJ. SCREW (BOTTOM TENON)
EC250/EC76	HEX HD SCREW FOR GEAR BRACKET
EC250/EC78	HAND WHEEL SHAFT

EC250/EC79	GREASE RETAINER
EC250/EC80	BRAKE DRUM
EC250/EC81	PIVOT PIN FOR OPERATING LEVER
EC250/EC82	PIN FOR IDLER GEAR SHAFT
EC250/EC83	BUSH FOR IDLER SHAFT
EC250/EC84	WASHER FOR IDLER SHAFT
EC250/EC96	GUARD FOR CUTTERBLOCK
EC250/EC97	GUARD FOR CUTTERBLOCK
EC250/EC101	STAYBOLT FOR TABLE WAYS
EC250/EC102	TABLE ROLLERS
EC250/EC103	END CAP FOR TABLE ROLLERS
EC250/EC104	BUSH FOR TABLE ROLL SPINDLE
EC250/EC105	SPINDLE FOR TABLE ROLLERS
EC250/EC106	LIP PLATE FOR TABLE
EC250/EC107	GUIDE STRIP FOR TABLE
EC250/EC108	STOP STRIP FOR SLIDING TABLE
EC250/EC110	STOP BAR
EC250/EC111	TABLE STOP
EC250/EC112	FLAT SCRAPER
EC250/EC113	SHAFT FOR END STOP
EC250/EC114	FELT FOR SCRAPERS
EC250/EC115	HORIZONTAL ADJUSTING SCREW FOR BOTTOM SCRIBER
EC250/EC120	STUD FOR CRAMP PLATE
EC250/EC121	SLEEVE FOR STUD
EC250/EC122	CONNECTING LINK
EC250/EC123	PIN FOR CONNECTING LINK
EC250/EC124	FULCRUM PIN (5- $\frac{3}{8}$ " LONG)
EC250/EC125	FULCRUM PIN (3- $\frac{3}{8}$ " LONG)
EC250/EC126	SPRING FOR CRAMP PLATE
EC250/EC127	CRAMP PLATE
EC250/EC128	RUBBER PRESSURE STRIPS
EC250/EC129	BOTTOM SCRIBER SPINDLE

EC250/EC132	LOCKNUT FOR TOP TENON SPINDLE
EC250/EC133	LOCKNUT FOR BOTTOM TENON SPINDLE
EC250/EC176	5" TENON CUTTER (TOP HEAD)
EC250/EC177	5" TENON CUTTER (BOTTOM HEAD)
EC250/EC182	TENON HEAD FOR 5" LONG TENONS (TOP)
EC250/EC183	TENON HEAD FOR 5" LONG TENONS (BOTTOM)
EC250/EC205	HINGE PLATE FOR GUARD
EC250/EC209	HINGE PIN FOR GUARD
EC250/EC215	SPACING COLLAR
EC250/EH13	NUT FOR TRAVERSE OF SPINDLE HOUSING
EC250/EH17/A	SPINDLE HOUSING FOR TOP TENONING HEAD
EC250/EH18/A	SPINDLE HOUSING FOR BOTTOM TENONING HEAD
EC250/EH29	COVER FOR STATOR FRAMES
EC250/EH32	HORIZONTAL INDICATOR (T & B HEADS)
EC250/EH34	SLIP COVER - FRONT
EC250/EH35	SLIP COVER - REAR
EC250/EH36	WEAR STRIP
EC250/EH37	PIN FOR TOP AND BOTTOM CUTTER GUARDS
EC250/EH63/A	STOP HOLDER
EC250/EH65	GREASE RETAINER FOR TENONING SPINDLES
EC250/EH88/A	UPPER SAW GUARD (BELOW TABLE)
EC250/EH91/A	LOWER SAW GUARD FOR C/O SAW BELOW TABLE
EC250/EH92	SAW SPINDLE
EC250/EH99/A	INTERMEDIATE SLIDE FOR TOP SCRIBER
EC250/EH100	INTERMEDIATE SLIDE FOR BOTTOM SCRIBER
EC250/EH102/A	FRONT MOTOR COVER
EC250/EH103/A	REAR MOTOR COVER
EC250/EH104	SLIDE BRACKET
EC250/EH105	FRONT END COVER
EC250/EH106	REAR END COVER

EC250/EH122	VERTICAL TRAVERSE SCREW FOR TOP SCRIBER
EC250/EH123	HORIZONTAL ADJUSTING SCREW
EC250/EH126	MODIFICATION TO TENONING SPINDLE

EC250/EJ45	STOP
EC250/EJ91	CLAMP POST
EC250/EJ95	PIVOT PIN FOR FENCE
EC250/EJ97	PIVOT PIN FOR STOP
EC250/EJ99	BOLT

EC250/EK61	STOP
EC250/EK206/A	BEARING NUT FOR SCRIBING APPARATUS
EC250/EK233	NUT FOR INTERMEDIATE SLIDE FOR SCRIBING SPINDLE

EC250/EKA4B	BOTTOM CUTTER CARRIAGE
EC250/EKA13	BRAKE SHOE
EC250/EKA47	BRAKE BOX
EC250/EKA48	END CAP FOR BRAKE BOX
EC250/EKA62	VEE STRIP FOR CARRIAGE
EC250/EKA68	COLLAR FOR CUTTER SPINDLE
EC250/EKA75	COLLAR FOR CUTTER SPINDLE
EC250/EKA182	TOP SCRIBING CUTTERBLOCK
EC250/EKA252	NUT FOR SAW SPINDLE
EC250/EKA254	STUD FOR OPERATING BRAKE
EC250/EKA319	COLLAR FOR BUSH
EC250/EKA337	PUSH BUTTON PLATE
EC250/EKA338	PUSH BUTTON PLATE

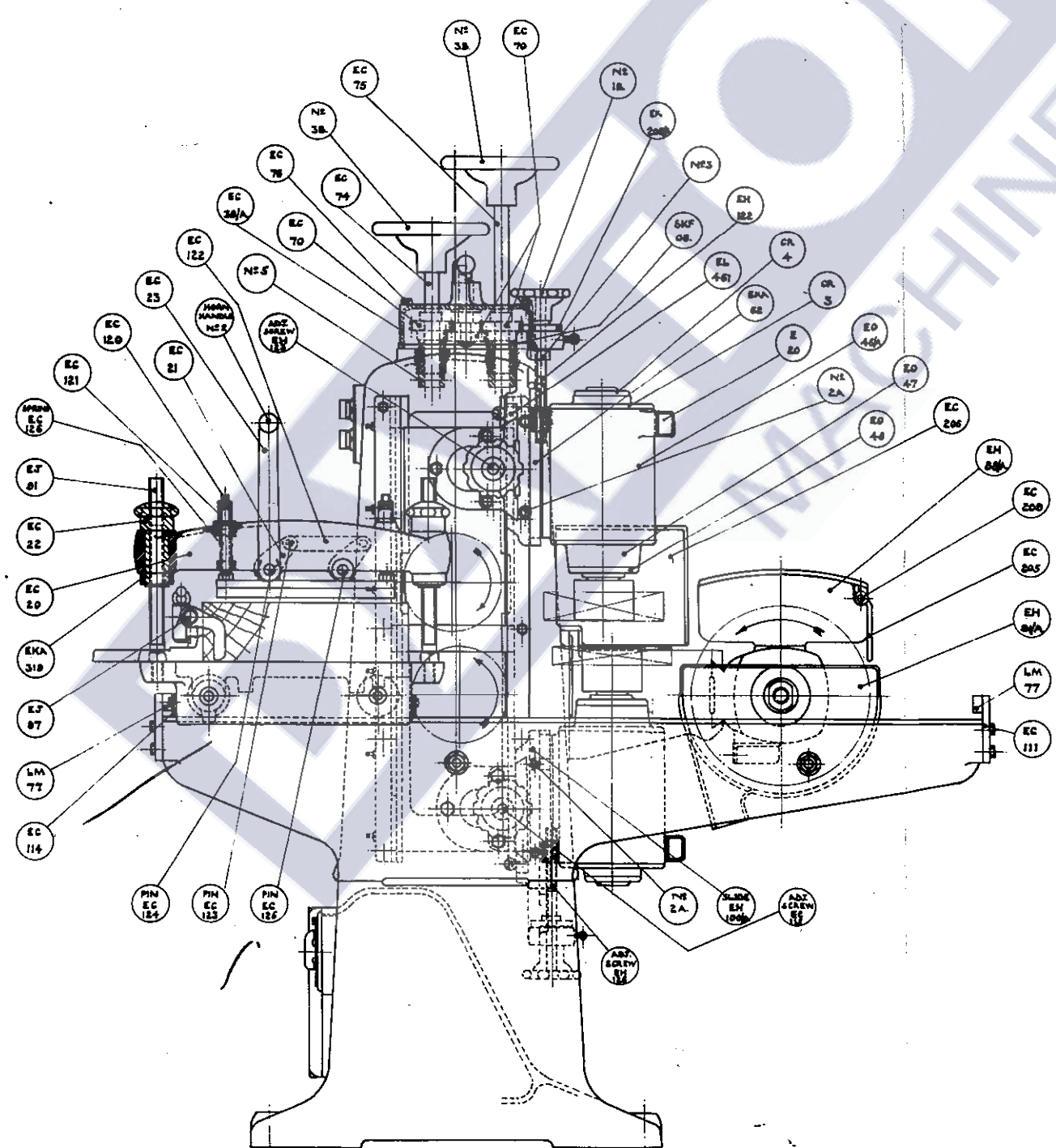
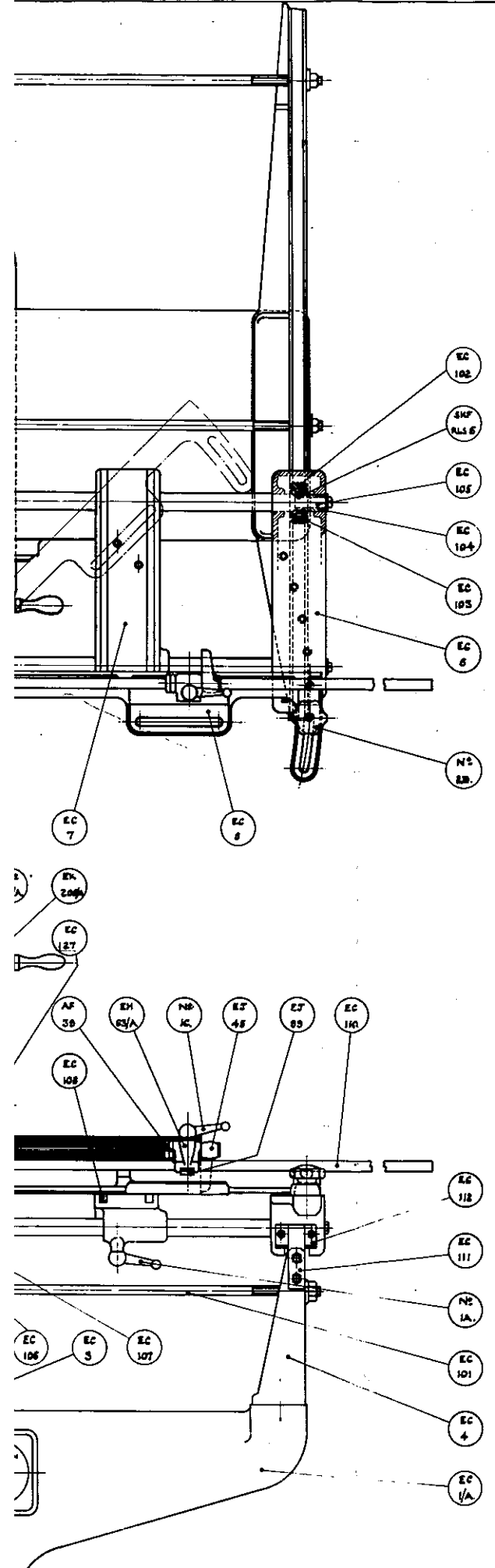
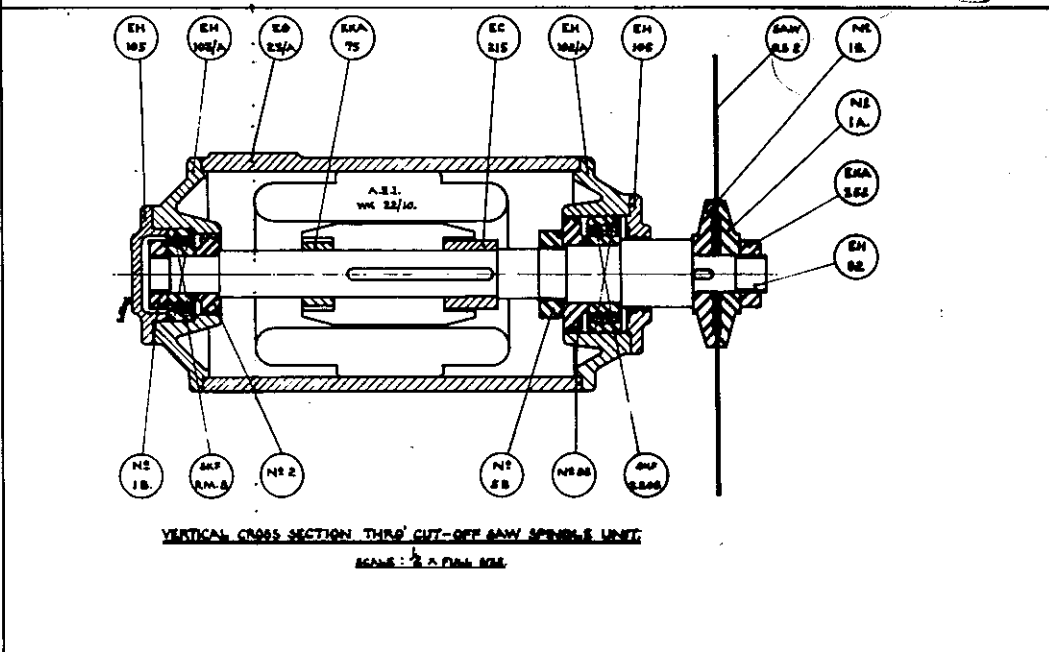
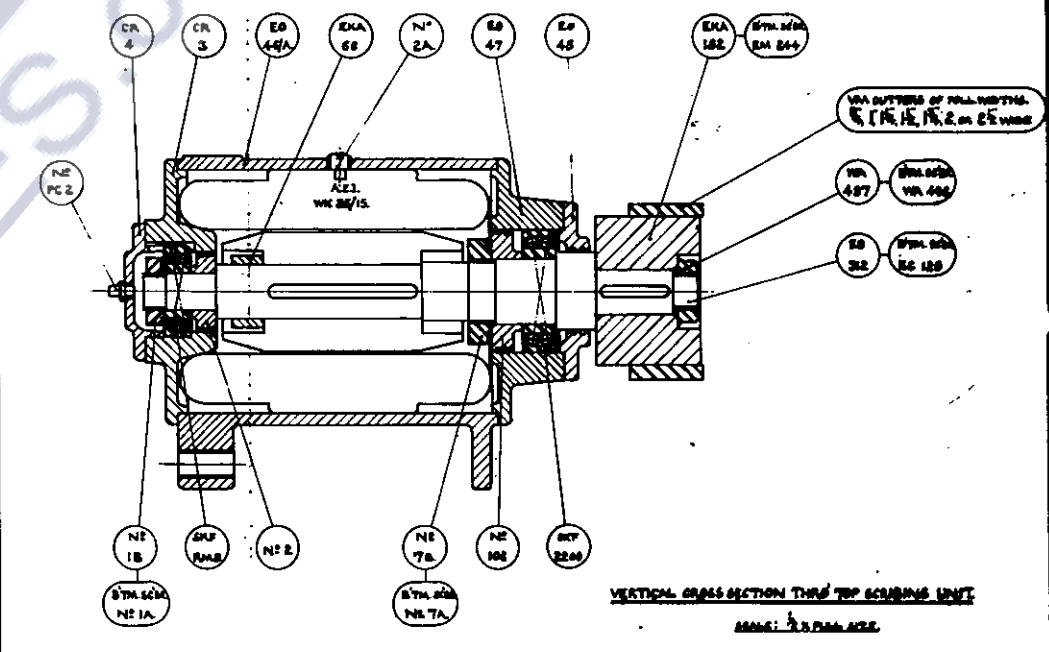
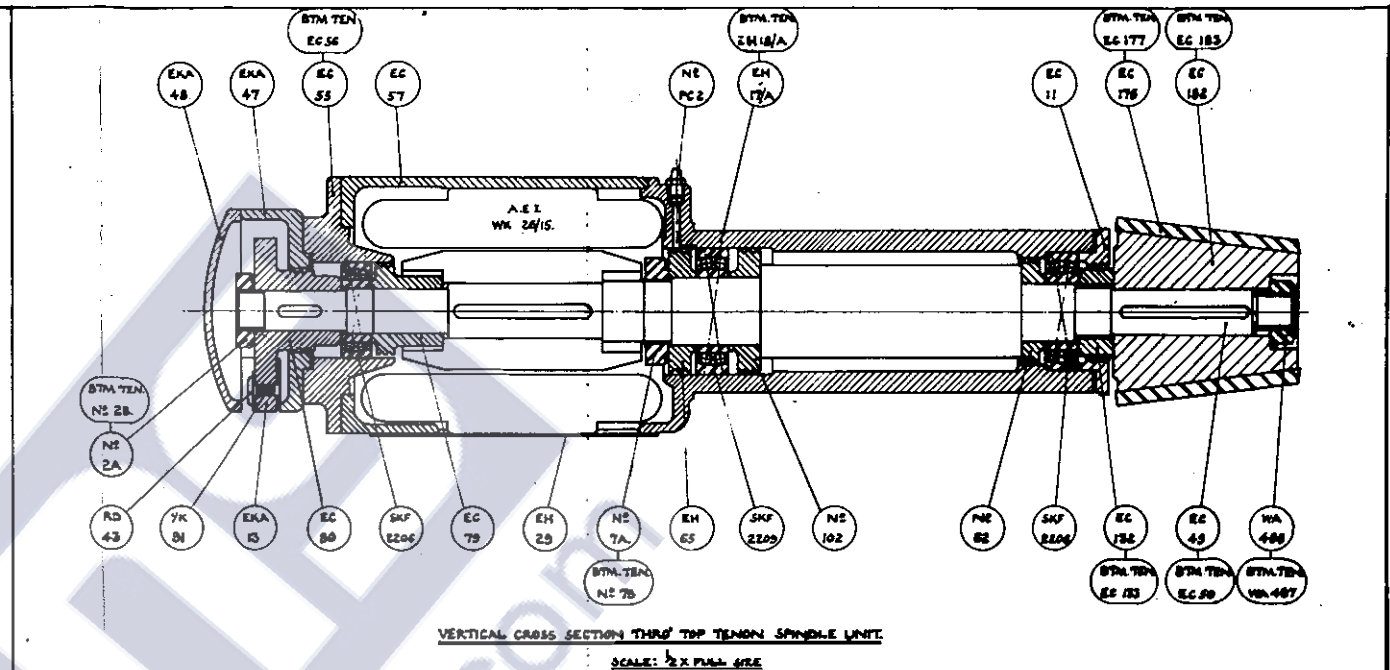
EC250/EL461	VEE STRIP FOR BOTTOM SCRIBER INTER SLIDE
-------------	--

EC250/EO23A	STATOR FRAME FOR L.H. CROSS CUT UNIT
EC250/EO46A	STATOR FRAME FOR T & B SCRIBERS
EC250/EO47	CUTTERBLOCK BEARING HOUSING
EC250/EO48	CUTTERBLOCK BEARING END COVER
EC250/EO307	HORIZONTAL SCREW FOR CROSS CUT SAW
EC250/EO312	SPINDLE FOR LEFT TOP SCRIBER
EC250/1A	BALL BEARING LOCKNUT
EC250/1A	TWO BALL HANDLE
EC250/1A	CLAMP NUT LEVER
EC250/1A	SAW COLLAR
EC250/1A	TEE LOCKING HANDLE
EC250/1B	BALL BEARING LOCKNUT
EC250/1B	TWO BALL HANDLE
EC250/1B	CLAMP NUT
EC250/1B	HANDWHEEL
EC250/1B	SAW COLLAR
EC250/1C	TWO BALL HANDLE
EC250/1E	TWO BALL HANDLE
EC250/2	GREASE RETAINER
EC250/2	HORN HANDLE
EC250/2A	BALL BEARING LOCKNUT
EC250/2A	HANDWHEEL
EC250/2A	PIPSCREW
EC250/2A	SLIDE LOCKSCREW
EC250/2B	BALL BEARING LOCKNUT
EC250/2D	STAR HANDWHEEL
EC250/3	COLLAR
EC250/3B	HANDWHEEL
EC250/5	COLLAR
EC250/5B	BALL BEARING LOCKNUT

EC250/7A	BALL BEARING LOCKNUT
EC250/7B	BALL BEARING LOCKNUT
EC250/11A	HANDWHEEL
EC250/62	GREASE RETAINER
EC250/92	GREASE RETAINER
EC250/102	GREASE RETAINER
EC250/AF39	LOCKNUT FOR PIVOT PINS
EC250/CR3	TAIL END HOUSING
EC250/CR4	END CAP FOR TAIL END
EC250/EM244	TOP SCRIBING CUTTERBLOCK
EC250/LM77	BUFFER FOR SLIDE
EC250/ME136	LEVER PLUNGER SPRING
EC250/PC2	OIL NIPPLE
EC250/QS2	12" FLAT CROSS CUT SAW
EC250/RD43	PIVOT PIN
EC250/SKF.08	SKEFCO BEARING
EC250/SKF2206	SKEFCO BEARING
EC250/SKF2208	SKEFCO BEARING
EC250/SKF2209	SKEFCO BEARING
EC250/SKFRL56	SKEFCO BEARING
EC250/SKF.RM8	SKEFCO BEARING
EC250/SSR4	BRASS SCALE $3\frac{1}{4}$ " x $\frac{5}{8}$ " x 20 B.W.G.
EC250/SSR40	BRASS SCALE $3\frac{1}{4}$ " x $\frac{5}{8}$ " x 20 BWG
EC250/WA497	NUT FOR SCRIBER SPINDLE
EC250/WA498	NUT FOR SCRIBER SPINDLE
EC250/YK91	BRAKE LINING

PRINCIPAL DIMENSIONS AND CAPACITIES.	
MOTOR DRIVING HORIZONTAL CUTTER HEADS.	2 H.P.
MOTOR DRIVING TOP AND BOTTOM SCRIBING HEADS.	2 H.P.
MOTOR DRIVING REAR CUT-OFF SAW.	1 1/2 H.P.
DIAMETER OF HORIZONTAL CUTTER HEADS.	6 1/2 (165 MM.)
DIAMETER OF TOP AND BOTTOM SCRIBING HEADS.	6 1/4 (203 MM.)
DIAMETER OF REAR CUT-OFF SAW.	12" (305 MM.)
DIAMETER OF GROOVING HEADS FOR TOP AND BOTTOM SCRIBERS.	1 1/2" (38 MM.)
MAX. LENGTH OF TENON.	5" (127 MM.)
MAX. STOCK SECTION.	1 1/2" x 4 1/2" (38 MM. x 114 MM.)
FENCE WILL SWIVEL TO.	45°
HEIGHT OF TABLE FROM FLOOR.	2' 8 1/4" (832 MM.)

1 1/2" x 4 1/2" SINGLE END TENONER TYPE E.C.A.



GENERAL ARRANGEMENT OF SINGLE END TENONER—TYPE E.C.A.

CAPACITY: 1 1/2" x 4 1/2"

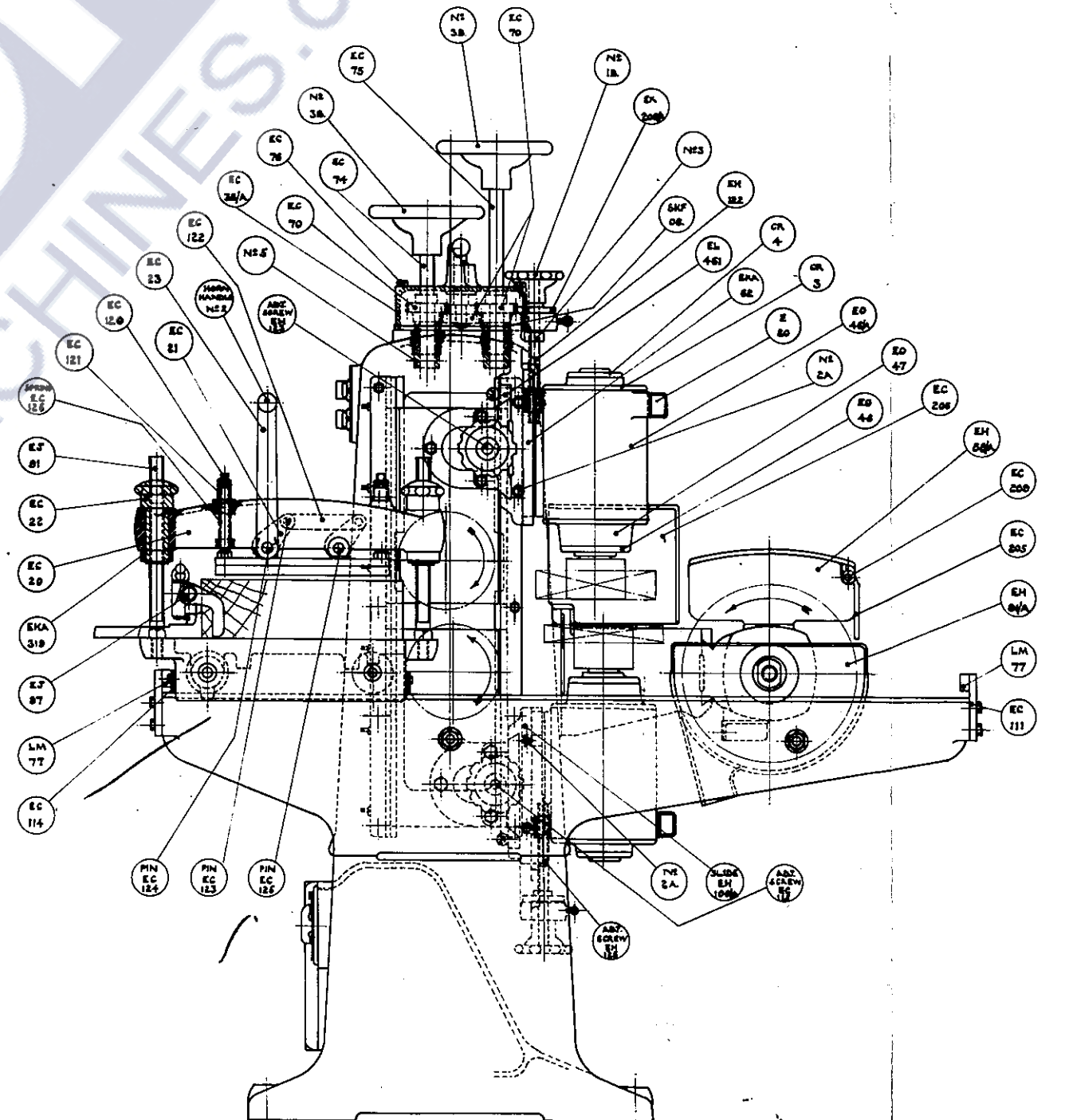
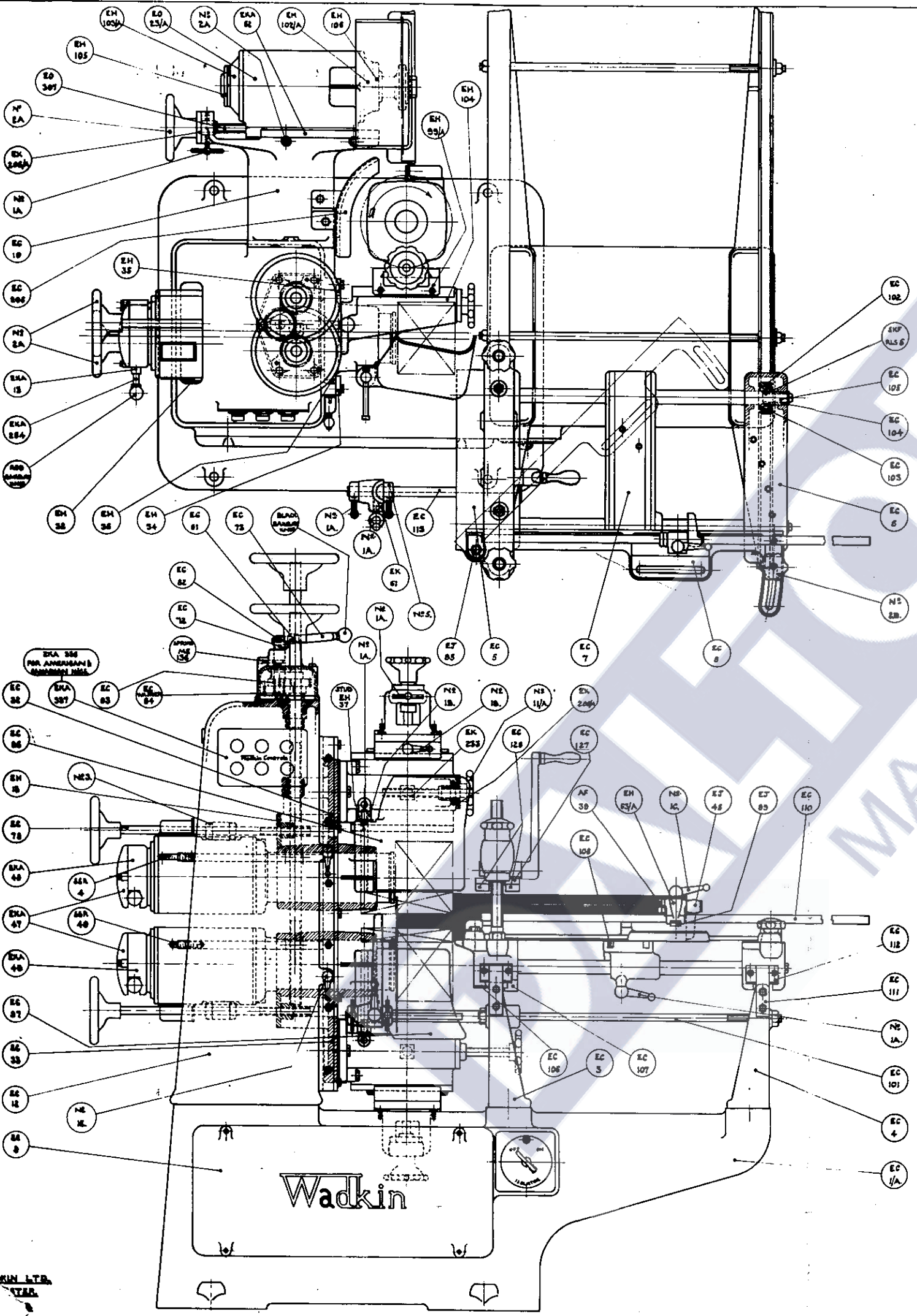
SCALE: 2 X FULL SIZE

DATE: 5-1-66

EC 250

PRINCIPAL DIMENSIONS AND CAPACITIES.	
MOTOR DRIVING HORIZONTAL CUTTER HEADS.	2 H.P.
MOTOR DRIVING TOP AND BOTTOM SCRIBING HEADS.	2 H.P.
MOTOR DRIVING REAR CUT-OFF SAW.	1 1/2 H.P.
DIAMETER OF HORIZONTAL CUTTER HEADS.	6 1/2 (165 MM.)
DIAMETER OF TOP AND BOTTOM SCRIBING HEADS.	8 1/2 (200 MM.)
DIAMETER OF REAR CUT-OFF SAW.	12" (305 MM.)
DIAMETER OF GROOVING HEADS FOR TOP AND B'TM SCRIBERS.	11" (279 MM.)
MAX. LENGTH OF TENON.	5" (127 MM.)
MAX. STOCK SECTION.	14" x 4 1/2" (356 x 114 MM.)
FENCE WILL SWIVEL TO --	45°
HEIGHT OF TABLE FROM FLOOR.	2' 8 1/2" (832 MM.)

14" x 4 1/2" SINGLE END TENONER TYPE ECA



EC 320

WADKIN

WADKIN LTD.
LONDON