


## TRADITIONAL MACHINES

---



Casadei Macchine combines tradition and progress.  
The extensive Casadei production program dates back to 1945, when the first machines rolled out of the factory and into traditional woodworking shops.

Casadei, thanks to constant investments into research and design, has become a pinnacle of quality in the world marketplace.

With a state of the art research and development department and a highly automated production process, we guarantee innovative high tech products characterized by excellent quality and reliability.

## TRADITION



Due to a widespread and highly qualified distribution network, Casadei enjoys great success in more than 90 countries worldwide. Casadei's complete range of products now varies from traditional machines to sophisticated special machines such as automatic beam saws, wide belt sanders, edge banders and throughfeed moulders.



## PROGRESS



# THICKNESSERS

## PS 520, PS 630

### RELIABILITY, STRENGTH, PRECISION!

THE NEW RANGE OF SURFACE PLANERS, THICKNESSERS AND COMBINED PLANER-THICKNESSER MACHINE HAS BEEN DESIGNED USING THE LATEST TECHNOLOGY TO RESPOND TO THESE REQUIREMENTS

Ergonomically positioned control panels with decimal working height control and **quota digital electronic readout**.

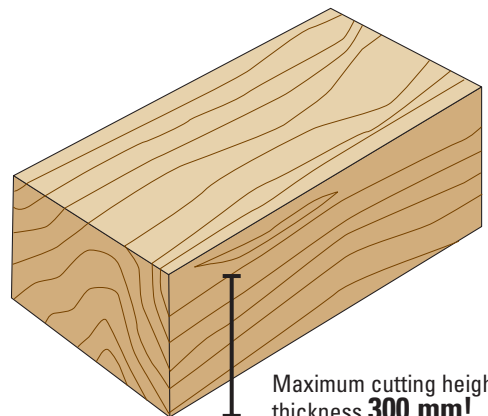
4 speeds thicknesser feed (5/8/12/18 m/min) adjustable using mechanical selector.



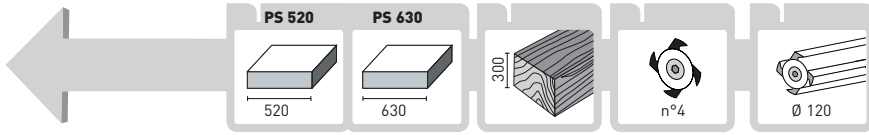
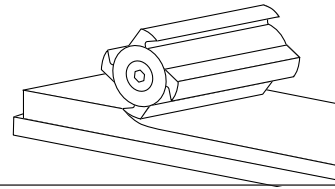
PS 520



Planer unit with infeed anti-return breaker arms and sectioned hold-downs, steel feed roller with helicoidal teeth in infeed and a rubber roller in outfeed. **The rollers are interchangeable.** Low noise during cutting.



Maximum cutting height to thickness **300 mm!**



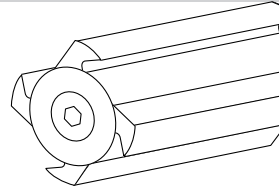
Speed feed adjustment to thickness using inverter from 4 to 20 m/min.



**PS 630**

Powered lifting of thicknesser tables at 2 speeds, with micrometric adjustment and 4 steel screws protected by dust. Noise reduction straps in infeed and outfeed.






# PLANERS TECHNICAL FEATURES

		PF 410	PF 520M	PS 520	PS 630	PFS 520
Cutter block diameter / no. of knives	mm/no.	120/4	120/4	120/4	120/4	120/4
HSS standard knives dimensions	mm	410x35x3	520x35x3	520x35x3	630x35x3	520x35x3
Cutter block speed	r.p.m.	5000	5000	4500	4500	5000
Max. stock removal	mm	8	8	8	8	8
<b>SURFACE PLANER</b>						
Tables working width	mm	410	520	-	-	520
Tables total length	mm	2600	2960	-	-	2300
Tilting fence	degrees	90°÷45°	90°÷45°	-	-	90°÷45°
<b>THICKNESSING PLANER</b>						
Table dimensions	mm	-	-	530x900	640x1000	530x900
Feed speeds	m/min	-	-	5/8/12/18	4-20 inverter	5/8/12/18
Min./max. working height	mm	-	-	3/300	3/300	3/250
Min. working length	mm	-	-	220	260	230
<b>AVAILABLE MOTORS</b>						
4kW 5,5HP 50Hz (4,8kW 6,6HP 60Hz) three-phase		●	●	-	-	-
5,5kW 7,5HP 50Hz (6,6kW 9HP 60Hz) three-phase		○	○	●	●	●
7,5kW 10HP 50Hz (9kW 12HP 60Hz) three-phase		-	-	○	○	○
Net weight basic machine	kg	605	870	695	940	940

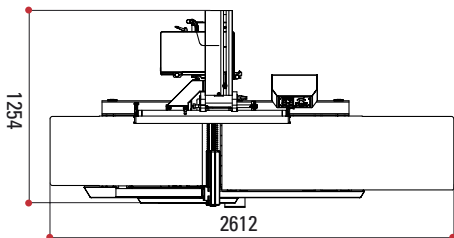
● = standard

○ = option

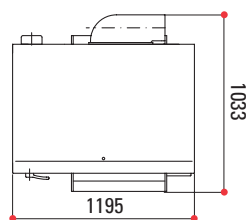
## DIMENSIONS



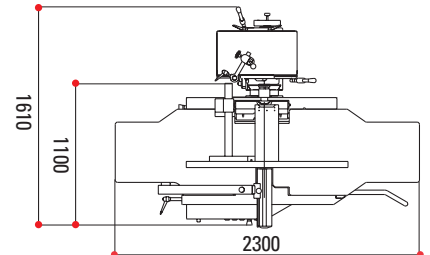
**PF 410**



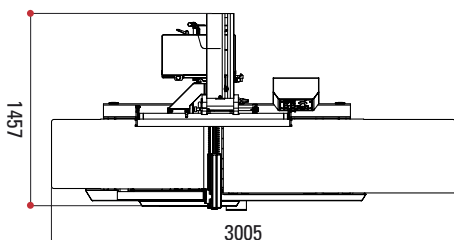
**PS 520**



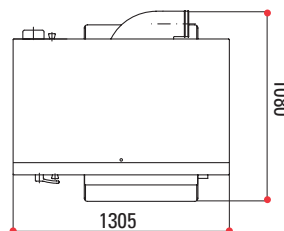
**PFS 520**



**PF 520M**



**PS 630**





**SCM GROUP spa - CASADEI**  
47826, VILLA VERUCCHIO\_RIMINI  
T. +390541674444\_F. +390541679411  
info@casadeimacchine.com  
www.casadeimacchine.com